





Name: _____


Beginning of Grade 1 Number Sense (0 - 10) SNAP


		Draw the number on the ten frame. <div style="border: 1px solid black; width: 100%; height: 100%; display: flex; flex-wrap: wrap;"> <div style="width: 50%; height: 50%;"></div> <div style="width: 50%; height: 50%;"></div> <div style="width: 50%; height: 50%;"></div> <div style="width: 50%; height: 50%;"></div> <div style="width: 50%; height: 50%;"></div> <div style="width: 50%; height: 50%;"></div> </div>	Count backwards from the number. <div style="text-align: center; margin: 10px 0;">  </div>
<div style="text-align: center; margin: 10px 0;">  </div> Count forwards from the number.	Draw a picture to represent the value of the number.	Talk about or draw a real-life example that shows the value of the number.	


Show the two numbers that come before and after.

_____, _____, , _____, _____


Decompose the number in three ways to make three equations.







Show the number on the number path.



Communicating & Representing: Draw 1 2 3 More/Less 1 2 3 Ten Frames 1 2 3	Understanding & Solving: Decompose 1 2 3	Connecting & Reflecting: Real-Life 1 2 3	Reasoning & Analyzing: Counting Forward 1 2 3 Counting Backwards 1 2 3 Number Path 1 2 3
---	--	--	--

1 – Emerging 2 – Developing 3 – Proficient